

How to install a new IHO Certificate in ECDIS

Background

The current IHO certificate, which holds the public key for the S-63 decryption, is due to expire in August 2013.

The IHO just released a new certificate, which is valid until 2033.

To obtain this new certificate please visit the IHO web site

http://www.iho.int/iho_pubs/standard/S-63/S-63_SA_Certificate.htm

and download the file 'New IHO Certificate Expires 2033'. Extract the IHO.CRT file from the downloaded ZIP file and store the IHO.CRT on a removable media (e.g. USB Drive) in order to transfer it into ECDIS.

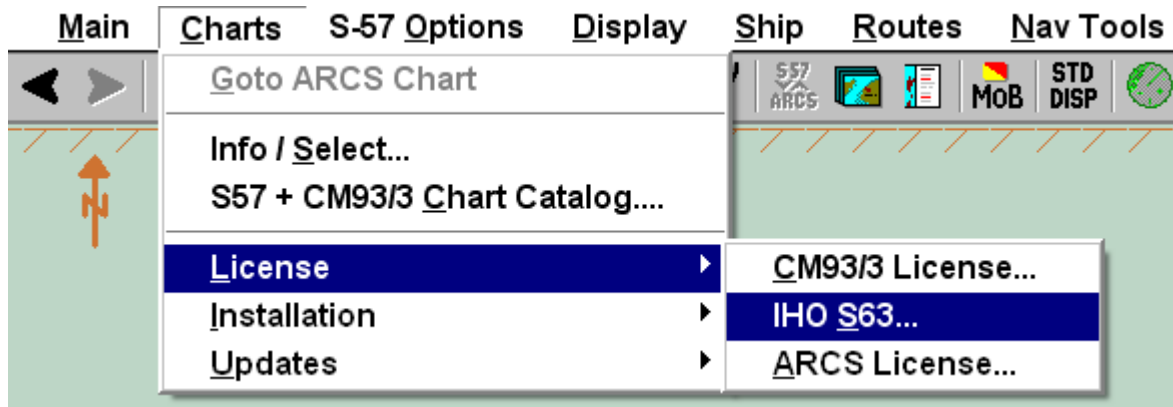
S-63 Edition 1.0 CDs have a certificate stored on the CD itself, so the IHO.CRT stored in ECDIS is not needed for S-63 Edition 1.0 charts.

S-63 Edition 1.1 Media will not have a certificate on the media. For S-63 Edition 1.1 the IHO.CRT file stored in the ECDIS will be used.

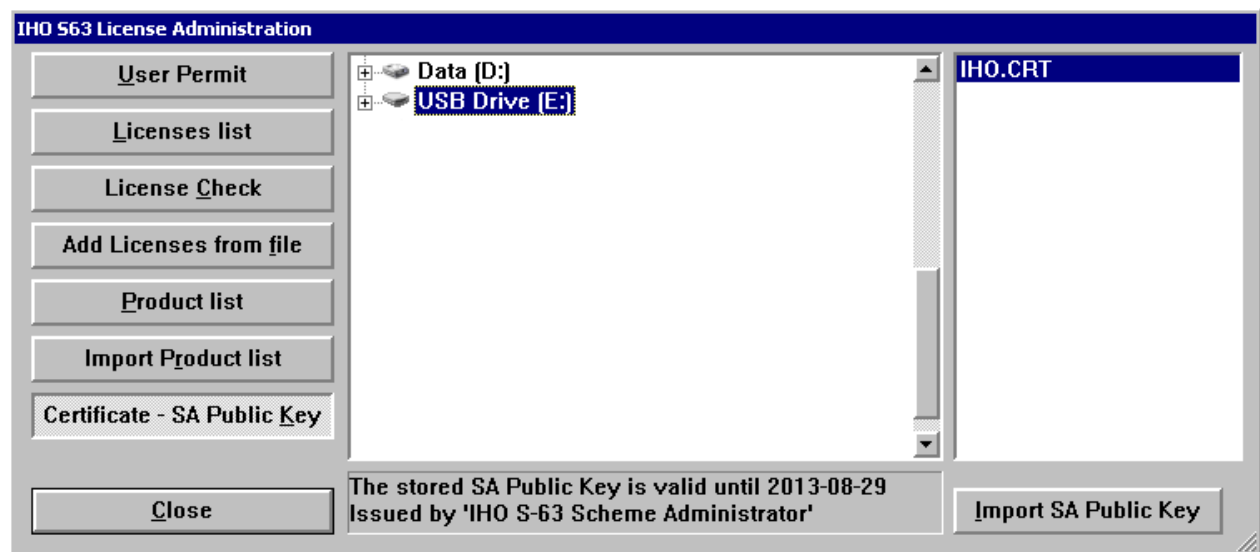
If the stored IHO.CRT has expired a warning will be generated during the import S-63 charts, but the import will proceed anyhow.

Installation of the IHO.CRT

To load the new IHO.CRT file, insert the removable media into the ECDIS, open the menu *Charts – License – IHO S63*



and select the button 'Certificate – SA Public Key' in the IHO S63 License Administration window.

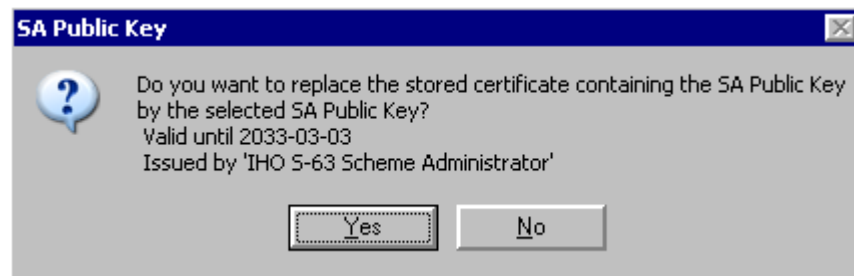


The status of the currently stored SA Public Key will be displayed at the bottom of the window (older ECDIS Versions will only give an indication that the SA Public Key is stored in the system).

To load the new IHO.CRT file, select the location of the file in the center window and select the IHO.CRT in the right window.

Press the button 'Import SA Public Key'.

You will be prompted to confirm the replacement of the stored key.



This message will be slightly different on older ECDIS versions.

Press yes to install the selected IHO.CRT file.

The ECDIS will give a confirmation that the file has been loaded.